



SEAL HOUSE USA Seal Guide

Choosing the right mechanical seal shouldn't be complicated. This guide explains the two core Seal House USA seal lines- SPS and N so, you can quickly match performance to your application.

N-Line (N11 / N22 / N33) – Crimped-Head Designs

Our N-Line seals use a crimped head for easier installation and a precise fit. Part numbers end in "C" (for example, 185C). Due to the universal nature of this spring, our N-line can replace Pac-Seal T-21, U.S Seal C, D, E, John Crane 21, 1, 2. The replica of this product includes pac-seal t-21 (standard & long working length), burgmann mg21

Why customers choose N-Line



- Narrow outer diameter designed to fit straight box/ANSI bores
- Universal compatibility—most applications can be covered by a simple spring change
- Face held securely in the retainer (won't come out), ideal for tight or difficult installations
- Faster, easier installs that save time and reduce errors



SPS Line (Premium Replacement Seals)

Our SPS seals may look similar to other designs, but they're built with higher quality and durability. Part numbers for this line start with SPS (for example, SPS-185). These seals are the exact replica of U.S Seal C, D, E, John Crane 21, 1, 2

Why customers choose SPS-line



- Heavier bellows for added strength and reliability
- Double resin-impregnated carbon faces—harder and longer-lasting than standard carbons
- Pure carbides/ceramics for maximum performance and wear resistance
- Brushed/machined finish on seal heads for a consistent, premium appearance
- Mirror-finish lapped faces for optimal sealing performance
- Seats labeled by size for quick, error-free identification and installation



Which seal should I pick?

- Choose our SPS seals if you want a premium, like-for-like replacement with upgraded materials, finishes, and longevity.
- Choose our N-Line seals if you want maximum compatibility and easy installation, especially in tight/ANSI bores or when you may need to swap springs for different applications.



Refer to the chart below to compare popular brands, view product images, and see compatible replacements.



Seal House USA Seal Chart


Seal House USA Seal	Exact Replica / Equivalent	N Line Can Replace	Product Example 1-1/4 Seal	Product Image
N11	Pac-Seal T-21 (standard) Burgmann MG9	Pac-Seal T-21 U.S. Seal C John Crane 21	Seal House USA N11 – 185C U.S. Seal PS-185 John Crane T-21 1-1/4" Pac Seal – S-185	 <p>FRONT VIEW</p> <p>N11 N22 N33</p> <p>CRIMPED N DESIGN SEAL HEAD</p>
N22	Pac-Seal T-21 (long w/1) Burgmann MG9	U.S. Seal E John Crane 1	Seal House USA N22 – 361C Pac-Seal 361-21 U.S. Seal PS-361 John Crane T-1 1-1/4"	 <p>BOTTOM VIEW</p> <p>N11 N22 N33</p> <p>CRIMPED N DESIGN SEAL HEAD</p>



Seal House USA Seal	Exact Replica / Equivalent	N Line Can Replace	Product Example 1-1/4 Seal	Product Image
N33	Pac-Seal T-21 (tapered spring) Burgmann MG9	U.S. Seal D John Crane 2	Seal House USA N33 – 381C Pac-Seal S-381 U.S. Seal PS-381 John Crane T-2 1-1/4"	 <p>SIDE VIEW</p> <p>N11 N22 N33</p> <p>CRIMPED N DESIGN SEAL HEAD</p>
SPS21	U.S. Seal C John Crane 21		Seal House USA SPS21-SPS185 U.S. Seal PS-185 Pac-Seal S-185 John Crane T-21 1-1/4"	 <p>N11 SPS21</p>



SEAL HOUSE

Seal House USA Seal	Exact Replica / Equivalent	N Line Can Replace	Product Example 1-1/4 Seal	Product Image
SPS2	U.S. Seal D John Crane 2		Seal House USA SPS2 – SPS381 U.S. Seal PS-381 John Crane T-2 1-1/4"	
SPS1	U.S. Seal E John Crane 1		Seal House USA SPS1 – SPS361 U.S. Seal PS-361 John Crane T-1 1-1/4"	